

Federation Council Community Strategic Plan

Agenda for Workshops

Introduction

The University of Technology Sydney: Centre for Local Government has been engaged by Federation Council to work with the local community to develop Council's 2028 Community Strategic Plan. This Plan will constitute the key guiding vision and strategy for the Federation Council local government area, responding to the issues that are most important to you.

Dates, Times and Locations

Ten public workshops are being held in February and March as per the table below.

Date	Time	Suburb	Venue
Monday 26 th February	6.30pm	Urana	Urana Bowling Club
Tuesday 27 th February	7.30am	Mulwala	Mulwala Public School
	12noon	Savernake	Savernake School of the Arts Hall
	6.30pm	Oaklands	Oaklands RSL and Bowling Club
Wednesday 28 th February	7.30am	Corowa	Corowa Golf Club
	6.30pm	Coreen	Coreen Football Clubrooms
Thursday, 1 st March	6.30pm	Howlong	Howlong Golf Resort
Friday, 2 nd March	3.30pm	Morundah	Morundah Hotel
	6.30pm	Boree Creek Hall	Boree Creek Hall

Agenda



1. Introduction	<p>Councillor welcome</p> <p>Development of the 2028 Community Strategic Plan</p> <p>The University of Technology Sydney: Centre for Local Government has been engaged by Federation Council to work with the local community to develop Council's 2028 Community Strategic Plan. This Plan will constitute the key overarching vision and strategy for the Federation Council local government</p>
------------------------	---

	<p>area, responding to the issues that are most important to you in relation to community, economy, environment, governance, and infrastructure.</p> <p>Purpose of this workshop</p> <ul style="list-style-type: none"> • Identify community priorities and expectations for the future of the local area • Provide opportunities for all community members to participate in the development of the vision and long-term goals of the local area • Determine community expectations regarding Council's services • Build positive relationships between council and local communities. <p>Background information</p> <ul style="list-style-type: none"> • Corowa's and Urana's Community Strategic Plans • Demographic analysis • Phone survey findings. <p>Summary of the Agenda</p> <p>Exercises and discussion around:</p> <ul style="list-style-type: none"> • Where we have come from? • Where we are now? • Where we are going? • Our aspirations for the future? • How we should get there? • How we will know we have arrived?
<p>2. Where have we come from?</p>	<p><i>EXERCISE:</i></p> <ul style="list-style-type: none"> • What do you think are some of the significant changes you have seen or felt over the past 10 years in this local area?
<p>3. What do we look like today?</p>	<p><i>EXERCISE:</i></p> <ul style="list-style-type: none"> • What are five words you would use to describe your local area? • What is most important to you about your local area? • What are our strengths that make us unique?
<p>4. What will the area be like in the future? (5 – 10 years)</p>	<p><i>EXERCISE:</i></p> <ul style="list-style-type: none"> • What do you think the people living here in the future might need? • What do you see as the greatest challenges?
<p>5. What are our aspirations for the</p>	<p><i>EXERCISE:</i></p> <ul style="list-style-type: none"> • What is our most compelling vision for the future?

<p><i>future and how might we get there?</i></p>	<ul style="list-style-type: none"> • How can we draw on our strengths to get there? • What are the top 2-3 priorities we should focus our efforts? • What initiatives (programs, processes, projects) could support our aspirations? • How can we summarise our vision for our area into a single statement (refer to the word cloud on page 6 for inspiration)?
<p>6. How will we know we've arrived</p>	<p><i>EXERCISE:</i></p> <ul style="list-style-type: none"> • Reflecting on our vision for the area, what measurable changes will we see?
<p>7. Priority areas for further testing</p>	<ul style="list-style-type: none"> • What are your aspirations for the future under each of the key areas below? Think about aspirations in terms of you and your family, visitors, and people living here in the future. • What would be the simplest and most meaningful way to describe each of these key areas for the wider community? • Community services, such as activities and programs for children, families, youth, seniors and people experiencing disadvantage <ul style="list-style-type: none"> ○ The top community priorities identified in the survey were: (1) aged care; (2) healthcare; (3) youth services; (4) schools; and (5) drug addiction services. • Economic services, such as the attraction of employment and tourism <ul style="list-style-type: none"> ○ The top economic priorities identified in the survey were: (1) employment; (2) tourism; (3) retail; (4) business development; and (5) employment – youth. • Environmental services, such as environmental protection, land use planning, and waste management <ul style="list-style-type: none"> ○ The top environmental issues identified in the survey were: (1) parks and gardens; (2) water management; (3) placemaking; (4) river; and (5) river frontage. • Governance services, such as customer service, and ensuring compliance, transparency and accountability <ul style="list-style-type: none"> ○ The top governance priorities identified in the survey were: (1) rates affordability; (2) equitable servicing of all suburbs; (3) financial sustainability; (4) visionary leadership; and (5) strategic allocation of resources. • Infrastructure services, such as the provision and maintenance of roads, facilities and other assets <ul style="list-style-type: none"> ○ The top infrastructure priorities identified in the survey were: (1) roads; (2) pools; (3) general infrastructure; (4) bridges; and (5) footpaths.

Appendix A. Background Information

1. Corowa's and Urana's Community Strategic Plans

 <p>2022 - Our Vision, Our Future</p> <p><i>We are a community built on our strengths – our natural beauty, our land, our opportunities and our people.</i></p> <p><i>We embrace and celebrate our rich history; whilst at the same time continue to be excited in our plans for the future.</i></p> <p><i>We are inclusive, welcoming and compassionate. We are deeply committed to protecting our families, our environment, and our economy.</i></p> <p><i>We are a great place to visit, to live and to enjoy. We are the choice.</i></p>	<p>The vision identified in the Corowa CSP is:</p> <p><i>We are a community built on our strengths – our natural beauty, our land, our opportunities and our people.</i></p> <p><i>We embrace and celebrate our rich history; whilst at the same time continue to be excited in our plans for the future.</i></p> <p><i>We are inclusive, welcoming and compassionate. We are deeply committed to protecting our families, our environment, and our economy.</i></p> <p><i>We are a great place to visit, to live and to enjoy. We are the choice.</i></p>
 <p>Urana Shire Council Community Strategic Plan 2013 – 2033</p>	<p>The vision identified in the Urana CSP is:</p> <p><i>To preserve and enhance the lifestyle of our communities by encouraging, promoting and facilitating the sustainable development of the shire.</i></p>

2. Demographic Analysis

Based on Census data, the Federation Council area has a low rate of growth, having increased in population by only 0.4% since 2006 (compared to NSW's overall increase of 14.2%). Further, it has a high and rapidly-rising median age of 49 (compared to NSW's overall median age of 38), having increased by 11.4% since 2006. This suggests there may be need for more strategic focus in the Federation's retention and attraction of young people, building on the Corowa Shire *Community Strategic Plan's* objective 1.1.2: "A place of diverse opportunities and resources for young people" (p. 12). Moreover, the data suggests there may be need for more focus on the support of positive ageing.

Federation's LGA fastest growing segments appear to be residents who identify as Aboriginal Australian (32% increase since 2006), and those of culturally- and linguistically- diverse background (5% approximate increase since 2006). This suggests there may be emerging opportunities and challenges relating to inward migration, multiculturalism, and social cohesion and integration.

	2016	NSW Avg 2016	2011	2006	% Change 2006-2016
Population	12,277	-	12,159	12,233	0.4%
Male	6,102 (49.7%)	49.3%	6,092 (50.1%)	6,152 (50.3%)	-0.8%
Female	6,174 (50.3%)	50.3%	6,067 (49.9%)	6,081 (49.7%)	1.5%
Median age	49	38	47	44	11.4%
Aboriginal and/or Torres Strait Islander population	214 (1.7%)	2.9%	182 (1.5%)	162 (1.3%)	32%
English only spoken at home	11,039 (90%)	68.5%	11,497 (94.6%)	11,607 (94.9%)	-4.9%
Families	3,264	-	3,369	3,431	-4.9%
All private dwellings	6,342	-	6,250	5,777	9.8%
Average people per household	2.3	2.6	2.3	2.4	-4.2%
Median weekly household income	\$1,105	\$1,214	\$859	\$764	44.6%
Median monthly mortgage repayments	\$1,250	\$1,733	\$1,224	\$989	26.4%
Median weekly rent	\$200	\$380	\$170	\$140	42.9%

3. Phone Survey Findings

Overview

Overall, the survey had 225 respondents, and achieved a demographically and geographically representative sample at the 95% confidence interval with a margin of error of 6.5%.


What do residents value most about the Federation Council area?

The Federation Council is particularly valued for its natural environment (particularly the Murray River), country lifestyle (particularly its tranquillity), and its strong community spirit. It is also valued for its community and other services, its close proximity to other centres such as Albury and Melbourne, and its parks and recreational opportunities.

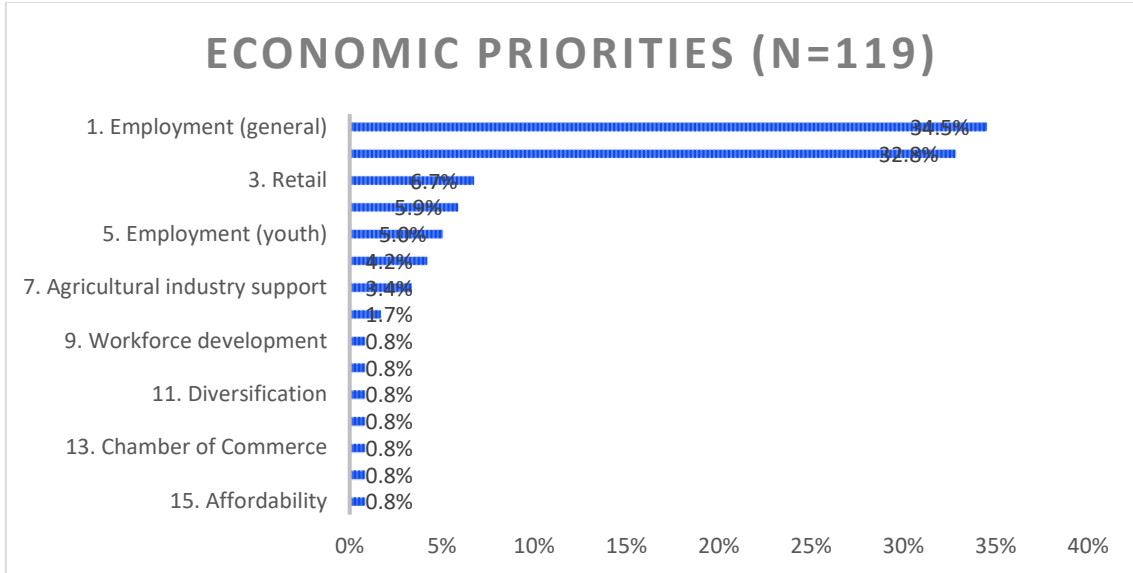
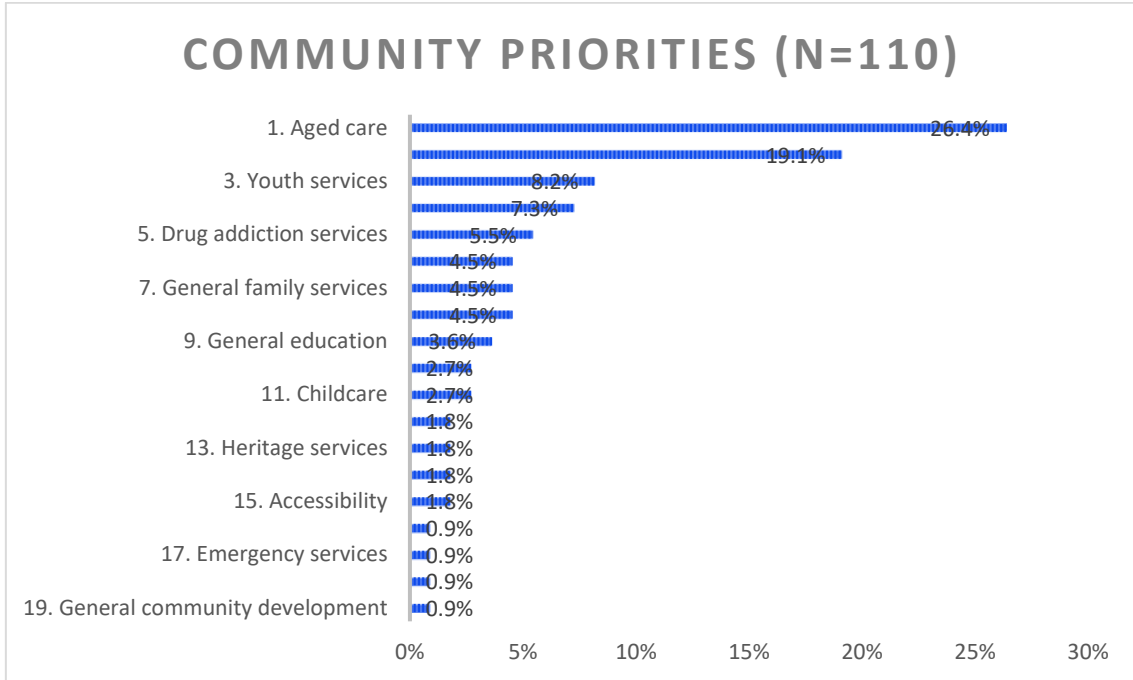
What three words would residents use to describe their vision for the Federation Council area?

Overall, respondents' top ten words to describe their vision for the Federation Council area are as follows:

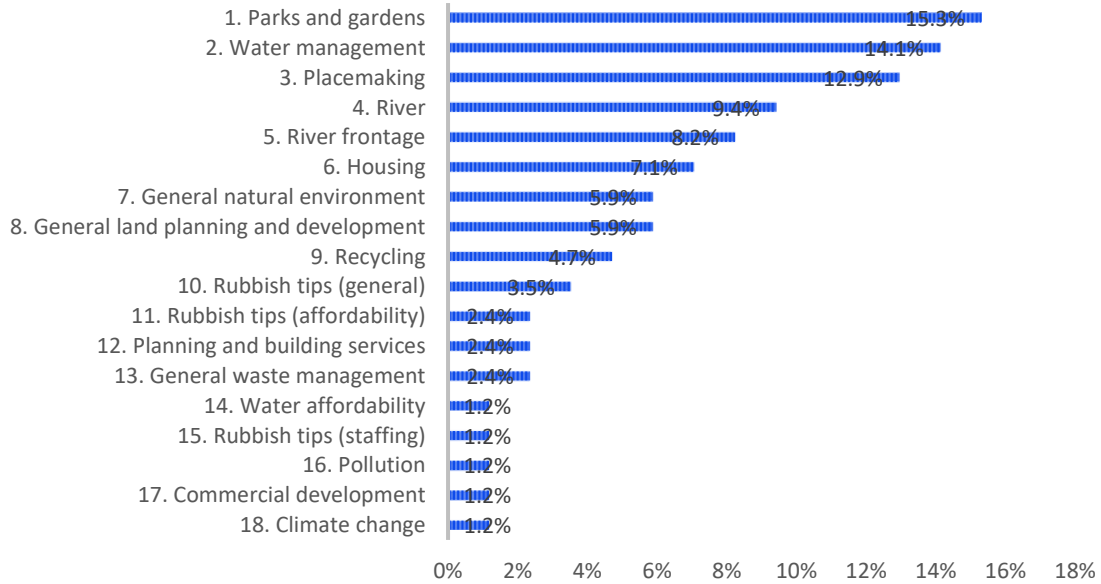
- | | |
|---------------------|-------------------------|
| 1. Growth (n=42) | 5. Pool (n=10) |
| 2. Tourism (n=27) | 7. Employment (n=9) |
| 3. Roads (n=13) | 7. Infrastructure (n=9) |
| 4. Youth (n=11) | 7. Jobs (n=9) |
| 5. Community (n=10) | 10. Development (n=7). |



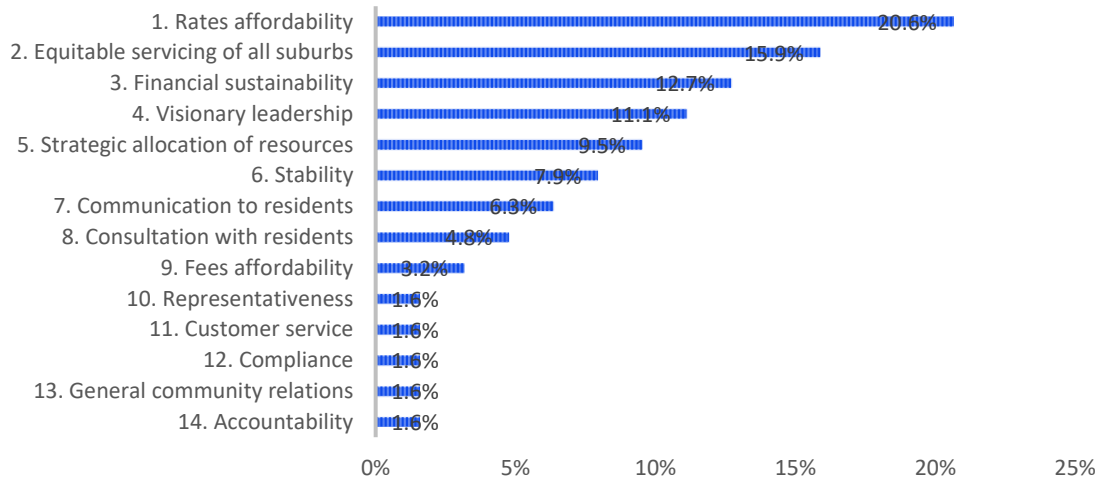
What are the highest priority issues facing the Federation Council area?



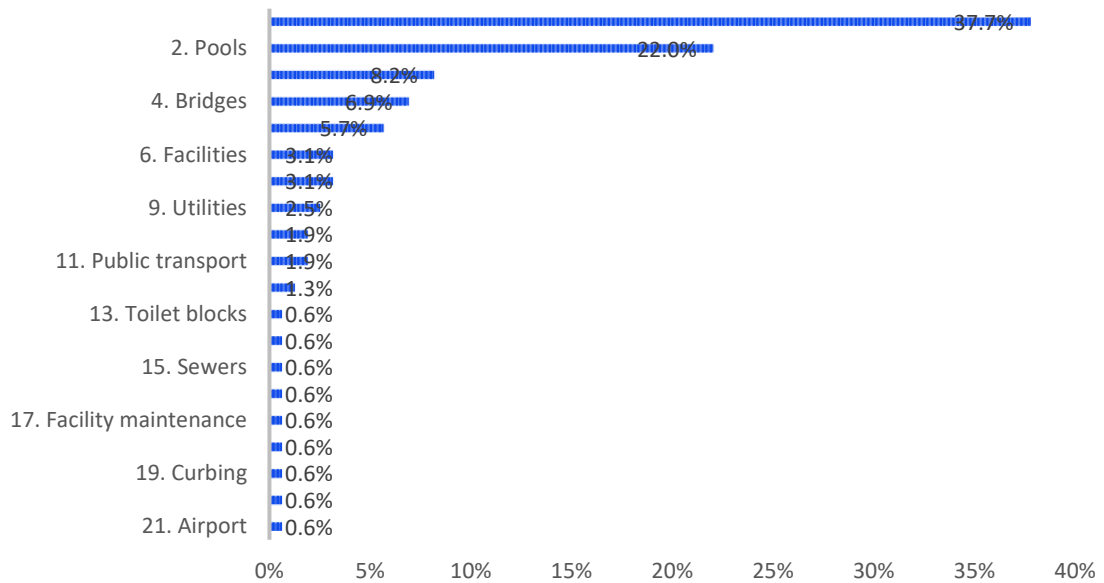
ENVIRONMENTAL PRIORITIES (N=88)



GOVERNANCE PRIORITIES (N=63)



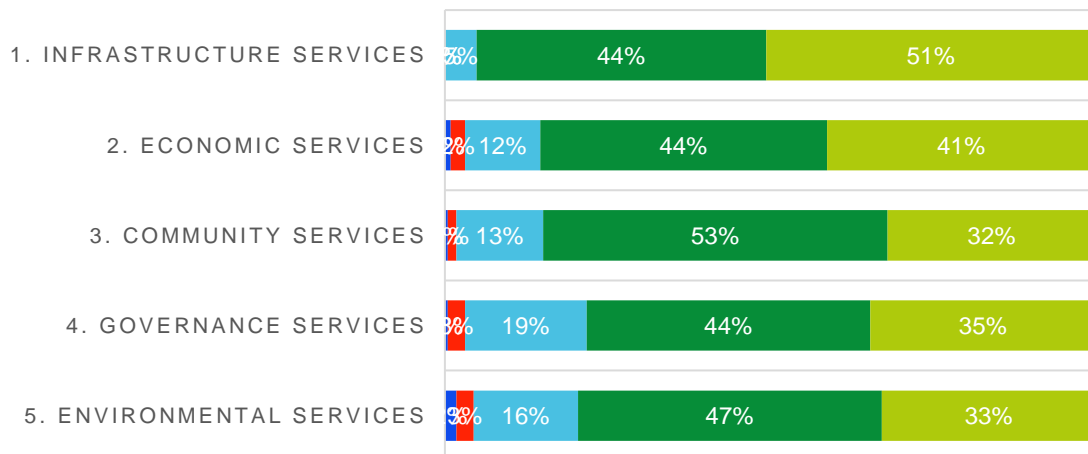
INFRASTRUCTURE PRIORITIES (N=160)



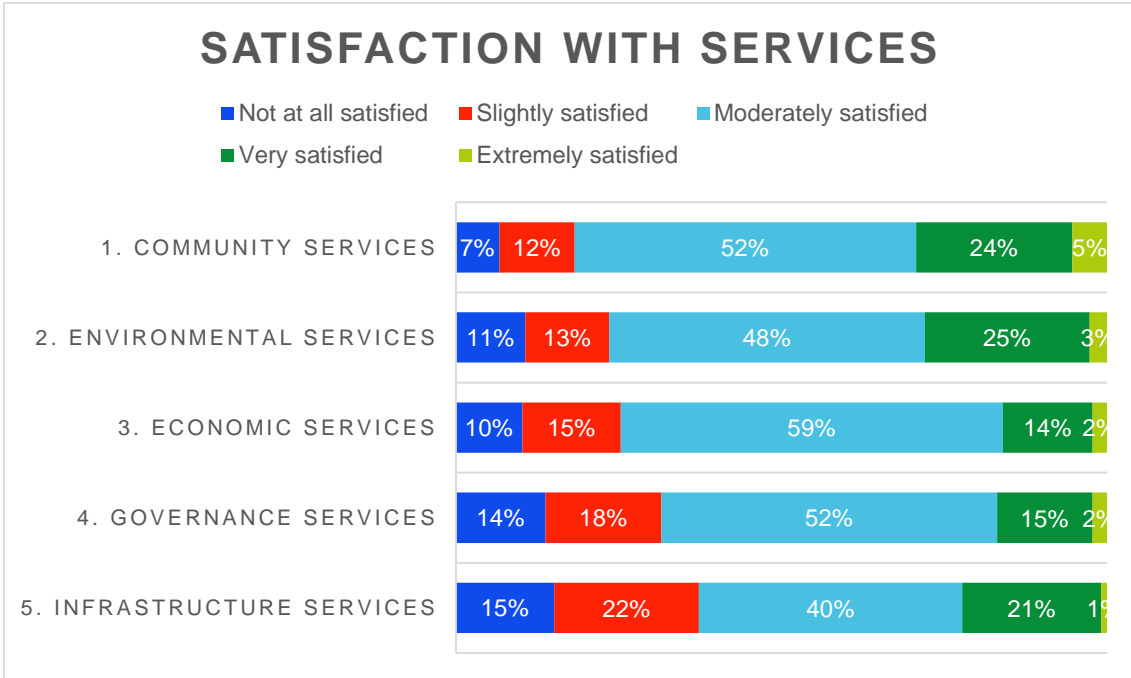
How important are Council's services?

IMPORTANCE OF SERVICES

■ Not at all important
 ■ Slightly important
 ■ Moderately important
■ Very important
 ■ Extremely important



How satisfied are residents with Council's services?



What is the state of residents' wellbeing?

